

Sew Sweet Sampler Block 4



Block is 12" x 12".

Moda fabric:

ODDS AND ENDS

by:

Julie Comstock™

Moda Candy:

12-2½" x 2½" squares

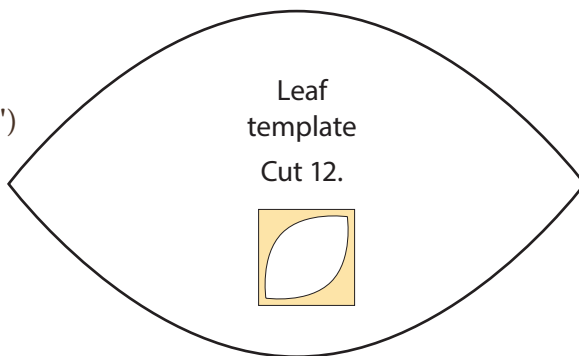
Background: (15" x 22")

2-3½" x 12½" strips

2-2¾" x 12½" strips

Branches: (4" x 22")

3-1" x 12½" strips

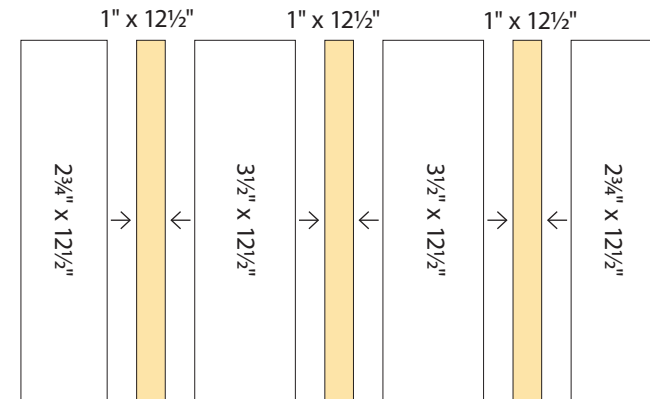


So yummy...you can't sew just one

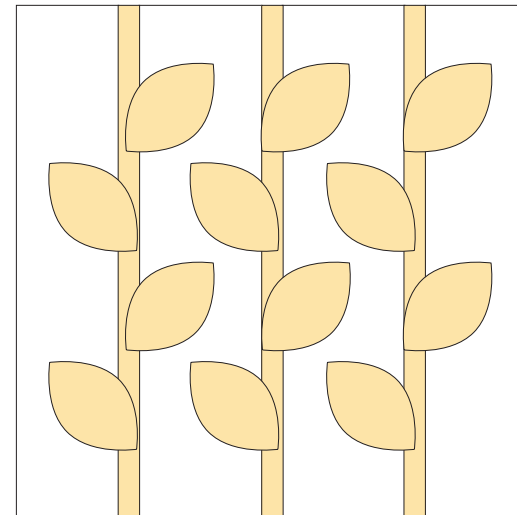
moda

Block Construction

- 1 Combine 3-1" x 12½" branches, 2-2¾" x 12½" and 2-3½" x 12½" Background rectangles together as shown.



- 2 Appliqué the leaves to the block.



Invisible machine appliqué:

Use Invisible Thread (100% clear nylon) with 0 tension on top, beige cotton thread on the bobbin spool, a quilting needle #90, and a very small zigzag stitch. As you zigzag make sure that the needle grabs the appliqué and the background fabric alternately. Zigzag around edge of appliqué with only one needle width onto appliqué.

moda